




Centrobed

Timor Bed



**www.centrobed.com
Tel: 01233 635353**

INSTRUCTIONS FOR USE

Equipment installation instructions

To set up the equipment you will need the following: Timor Bed, handset, transformer, headboard, foot board and mattress. All of the above are supplied by Centrobed Ltd.

It will require two people to lift and assemble the sections of the Timor Bed.

This equipment may be assembled on delivery if this has been arranged.

A mains power surge protector must be used on this bed.

This is a very special piece of equipment and it is advised that only experienced personnel are used to assemble or disassemble this bed.

The Timor cannot have many parts removed for storage and transfer.



Remove the 3 straps, then remove the Mattress.



Undo the nuts and bolts [17mm] which hold on the hand rail.



Remove the R Clips and pins which hold on the foot board on.



Loosen the bolts which hold on the head board.



Re-clip the straps, for storage.



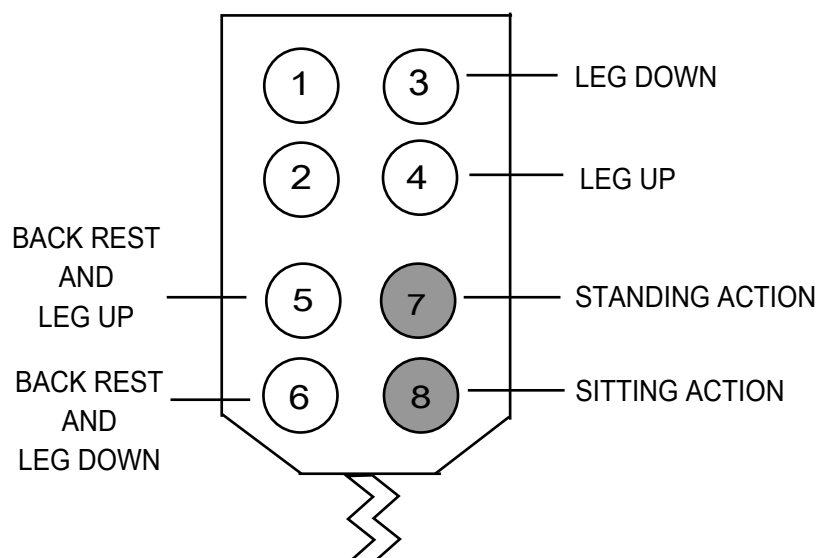
Remove the lead from the bottom of the transformer.



Using your Timor bed and handset instructions

Caution should be taken by anybody using the bed. Take reasonable care for your own health and safety and that of others who may be affected by what you do. Care must be taken to ensure that the bed does not come into contact with any items around it. **Do not** put items under the bed as they may be crushed or damage the bed when it is moved. The handset is a low voltage device, which uses 24V DC, has 8 buttons for controlling the sections of the bed. *See safety warning before use.*

1. Back rest raise up
2. Back rest lower
3. Leg section lower
4. Leg section raise up
5. Back rest and lower leg section raise up together
6. Back rest raise up and leg section lower together
7. When bed is in chair position button 7 will operate standing position
8. When bed is in standing position button 8 will operate lowering to sitting position



* Button 7 for standing will not operate unless leg section is completely down.



* The back rest buttons 1 and 2 can be operated independently anytime for user comfort.

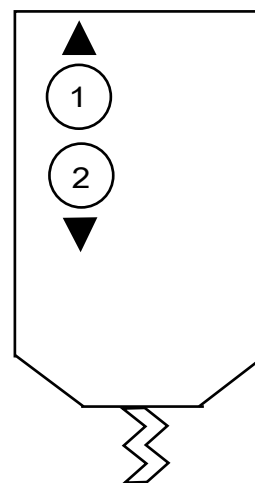
For Nursing Timors a second handset is available to operate Hi-Lo action. This is a two button Handset:

1. For hi
2. For lowering

The Nursing action [Hi-Low] will only operate when the Timor is in full bed position.

The back rest can still be operated independently for patient comfort.

The Timor must be completely lowered before the sitting and standing actions can be operated.



Application

The Timor Bed is a fully featured care bed, offering a range of functions. It is suitable for people who experience problems transferring in and out of bed, or getting into a sitting or standing position.

The Timor is also a great asset to carers adding extra support when standing or transferring in or out of bed.

Variants

Type R is the Timor Riser, type N is the Timor Nursing.

Standard widths 36" or 915 mm
 42" or 1097 mm
 48" or 1220 mm

Start heights from 14" or 355 mm
 16" or 406 mm
 19" or 483 mm

These beds can also be tailored for size, height, seat length and backrest length.

Various mattress types are also available.

Cleaning

The Timor Bed can be used in a variety of different environments; this must be taken into consideration when deciding on the cleaning regime. Cleaning should start with a damp cloth to remove any large deposits of dirt, and then everything should be disinfected with an anti-bacterial gel or alcohol based cleaner. This bed is intended to be recycled [cleaned, serviced and reused].

Servicing

The Timor Bed should be serviced annually and a PAT electrical safety test should be done during that service.

Repairs

Repairs to this equipment should only be carried out by, or under the supervision of, a suitable trained engineer. Please contact the provider of the equipment [your Occupational Therapist / District Nurse] to arrange for any repairs.

Note: If this equipment was purchased direct from Centromed, you may contact us on the details given at end of this manual. If another organisation supplied this equipment to you, please contact them to arrange repairs.

Safety Warning

When using the Timor Bed please ensure you are aware of the risk to people, animals and especially children etc when lowering the device. *See using your Timor Bed.*
Please do not store anything under beds.

Parts available at Centrobred

CODE	PART DESCRIPTION
594C	Back Rest Motor for Raising
594	Back Rest Motor
593	Knee Motor
696B	Handset
665	Control Box

Technical information

Specification

Country of Origin	England
Name of Equipment	Timor
Description of Equipment	Bed Chair
Weight of Equipment	110 kg <i>[i]</i>
Voltage	230 V [AC]
Power Supply Frequency	50 Hz
Power Consumption	1A Peak
Power Consumption Standby	20mA
Class	II
Type	BF
Electrical Safety Standard	BS EN 60601-1
EMC Standard	BS EN 60601-1-2
Duty Cycle	100%
Duty Cycle [per motor]	10%

[i] Approximate weight is +/- 20% dependent on size

Other important information

Class II means this equipment is double insulated.

Type BF is the level of patient protection this equipment gives.

This is ordinary equipment intended for indoor use only.

Do not use this equipment near explosive gases, anaesthetics etc.

Clean the frame with warm soapy water and allow to dry before use. To disinfect clean with alcohol based cleaner or anti-bacterial gel [see cleaning].

Centrobed Ltd or trained personnel should service this equipment once a year.

Transport and storage

This equipment must be stored between 10°C to 50°C, 0% to 90% humidity and 800 hPa to 1060 hPa atmospheric pressure. This equipment should only be used between 5°C and 40°C, 0% to 90% humidity and 800 hPa to 1060 hPa atmospheric pressure.

Interference

Interference should not occur between this and other equipment, such as televisions, radios and other electronic equipment. If you have any interference involving your Timor Bed, try relocating the Timor Bed and / or the other equipment; also try to connect them on different mains circuits. Always use a main power surge protector.

Recycling

Electronics should be recycled when you wish to dispose of your bed. Otherwise return to Centrobed for environmental recycling.

Contact information



Telephone
(44) 01233 635353

Facsimile
(44) 01233 635351

Email
sales@centrobed.com

Website
www.centrobed.com

**Anglo House, Wotton Road
Kingsnorth Industrial Estate
Ashford, Kent TN23 6LN, United Kingdom**

Services

**Have your order delivered
or have a factory trial***

**Make use of our educational
posters, videos & presentations**

**Hire products at
affordable prices**

Maintenance, repair & training courses available

* Only available on certain products