




Centrobed

Stopper



www.centrobed.com
Tel: 01233 635353

INSTRUCTIONS FOR USE

Equipment

To set up the equipment you will need the following:
A Buckle, Strap and Stopper.
All of these are supplied by Centrobed.

Fitting

The Stopper should be fitted to the bed as shown in figure 1. Figure 2 is a detail drawing of the buckle strap connection, which can be released by pressing the sides as shown by the small arrows. To tighten the strap pull the loose end as shown by the large arrow.

Figure 1

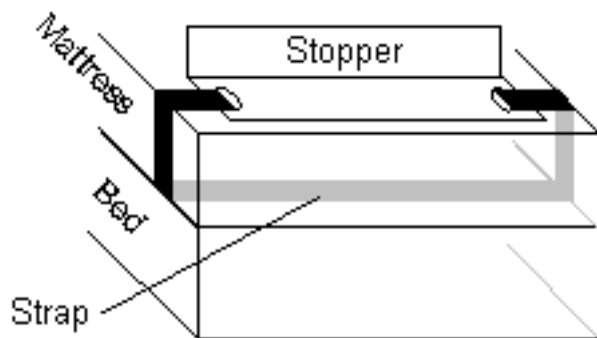
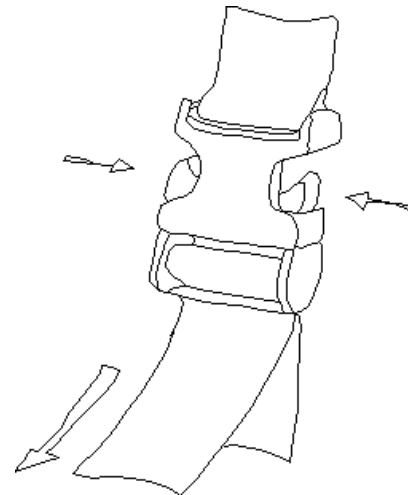


Figure 2



Application

The Stopper can be attached in two positions. The first is at the foot of the bed on top of the mattress. This is to prevent the patient from sliding down. And the other position is to strap it to the foot of the bed, under the mattress. This is to prevent the mattress from sliding off the bed when used with a Mattress Variator.

Parts available from Centrobed

400 Stopper
B Buckle

DS Double Length Strap

Recycling

There are no toxic components inside your Stopper, so it can be disposed of quite safely in the normal manner. Alternatively it can be returned to Centrobed for recycling.

Contact information



Telephone
(44) 01233 635353

Facsimile
(44) 01233 635351

Email
sales@centrobed.com

Website
www.centrobed.com

Anglo House, Wotton Road
Kingsnorth Industrial Estate
Ashford, Kent TN23 6LN, United Kingdom

Services

Have your order delivered
or have a factory trial*

Make use of our educational
posters, videos & presentations

Hire products at
affordable prices

Maintenance, repair & training courses available