




Centrobred

Nile Electric Leg Lifter



www.centrobred.com
Tel: 01233 635353

NILE LEG LIFTER INSTRUCTIONS FOR USE

Equipment installation instructions

To set up the equipment you will need the following:

Leg Lifter Frame fitted with actuator
Handset
Transformer
Mains Lead
2 x Hanging Brackets (*For use on Hospital type bed*)

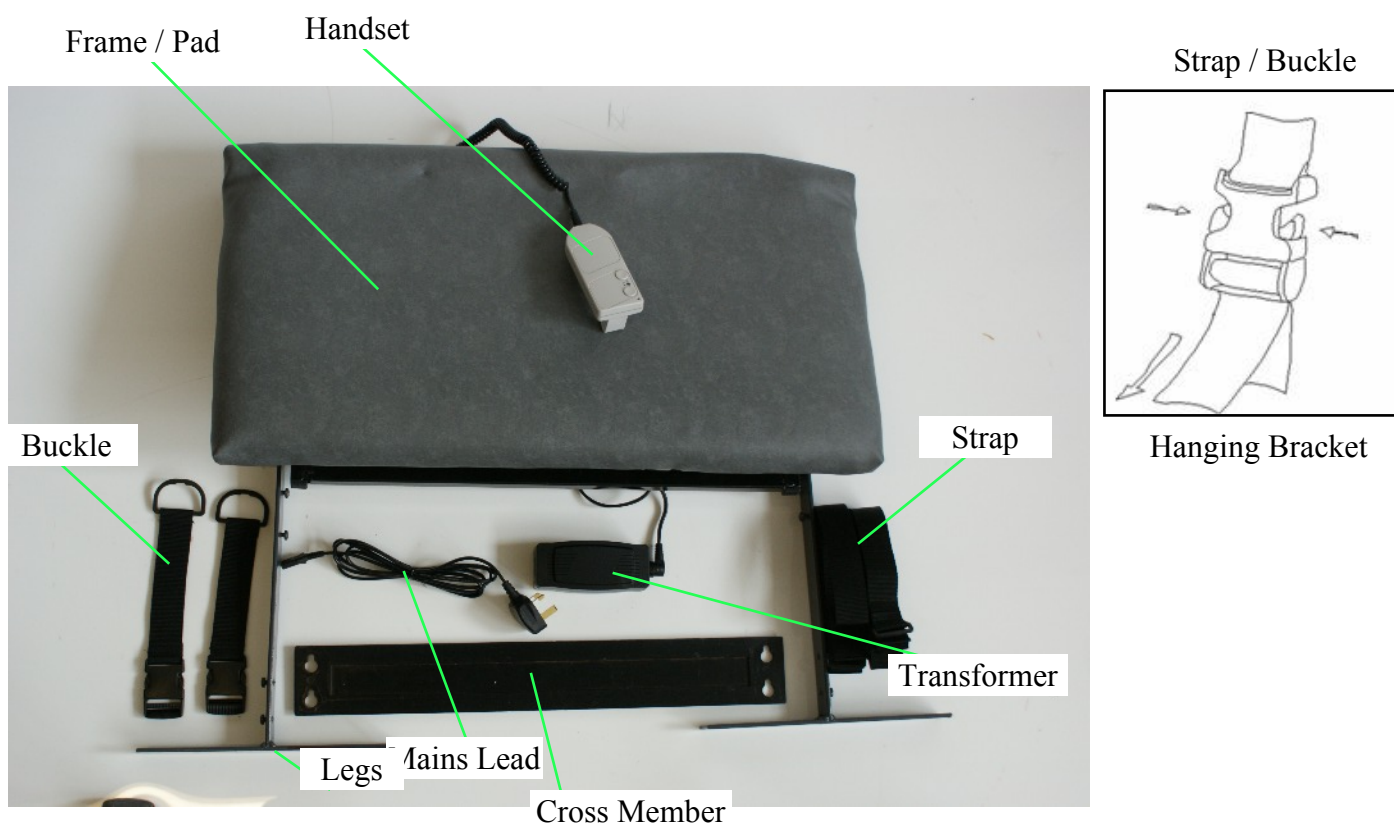
Extra parts for fitting to Divan Bed

2 x Legs
2 x Buckles
2 x Straps
Cross Member

Fitting

The frame is designed to be used with a standard divan style bed. It can, however, be fitted to many other types of beds but the strap positions may need to be moved so the frame is secure. In addition to this, if the floor surface is particularly slippery, the legs may need fixing to the floor using the screw holes provided in the frames' legs. Failure to fit the equipment securely either by strapping, hooks or screws could result in damage to the equipment. It is the responsibility of the person fitting the equipment, to check and assess that it is secure before leaving it for the end user. If in doubt, Centrobed can provide an assessment / fitting service. Please contact us if this is required.



Fit the main frame to the upper pegs so that the top edge of the frame is at the required height. When fitting to a bed allow 5 to 8 cm sink age of the mattress for when the patient sits on the bed. The legs of the frame can be screwed or bolted to the floor for more stability and must be securely attached if the equipment is to be used by a heavier person. The straps must be fitted in any case. The equipment is now ready for use and should be plugged in and switched on.



Fitting your Hanging Nile LL/4

To fit the Frame to the bed you need two 'hooks' instead of legs, these are fitted to the back of the frame into the keyhole plate. These then hook over the edge of a metal hospital bed frame .


Please be aware that this particular version of the Leg Lifter, is not suitable for every type of bed and does not require strapping.



Keyhole Plate
Place hooks in
Required keyhole

Using your Nile Leg Lifter

There are two buttons,
Press the top one to raise the Leg Lifter Pad
and press the bottom one to lower the Leg Lifter.
All the time you have your finger on the button the pad
will move take finger off the button to stop.



Application

The Nile Leg Lifter is a fully portable device for people who experience problems getting in and out of bed. The Leg Lifter is easily fitted to beds, and can support a patients legs in variable positions for added comfort.

Optional Extras

- Bariatric
- Possum

Frame Specifications

Stock Code	Pad Dimensions
Nile 3	15" x 30" (38.1cm x 76.2cm)
Nile 4 (Hanging)	15" x 30" (38.1cm x 76.2cm)



Contact information

Telephone
(44) 01233 635353

Facsimile
(44) 01233 635351

Email
sales@centrobed.com

Website
www.centrobed.com

**Anglo House, Wotton Road
Kingsnorth Industrial Estate
Ashford, Kent TN23 6LN, United Kingdom**

Services

**Have your order delivered
or have a factory trial***

**Make use of our educational
posters, videos & presentations**

**Hire products at
affordable prices**

Maintenance, repair & training courses available